




# SITE SURVEY 16

[www.estairs.co.uk](http://www.estairs.co.uk)



# SITE SURVEY

## PLANNING REQUIRMENTS

In order that we may progress to the manufacture of your staircase the following is required.

### Measurements

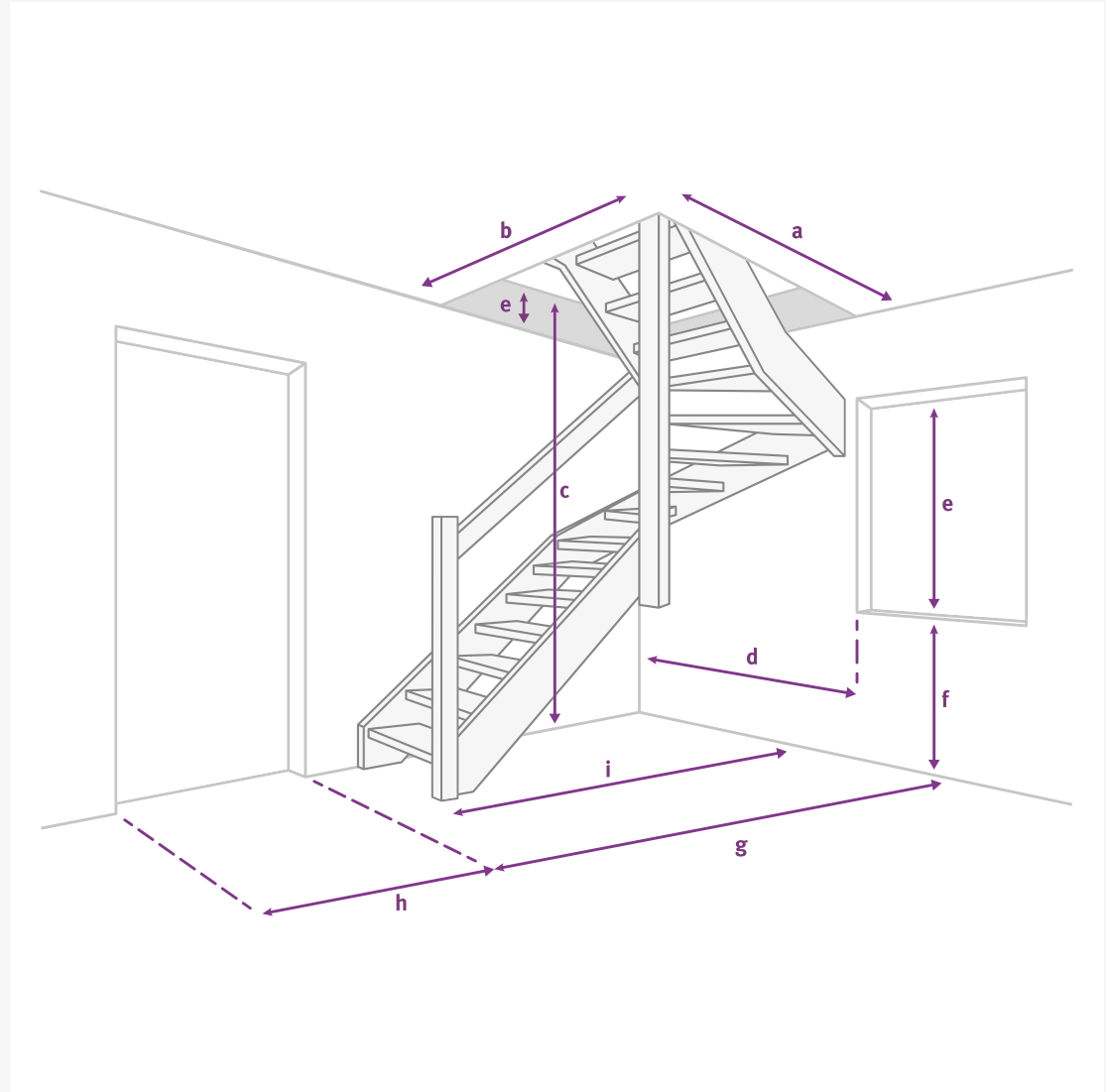
Accurate measurements are only able to be taken once the well is completed with walls plastered and the ability to have an exact floor to floor height.

If we are asked to commence manufacture before this is possible then the onus and risk of the stair not fitting passes to the builder to ensure that the finished measurements are exactly as those agreed.

### Drawings

Once measurements are agreed drawings are raised and sent to the client for careful checking and by signing agree that all details are correct.

N.B. Manufacturing will only commence once signed drawings have been returned. All quoted delivery times are from when the signed drawings have been returned.



Surveyor \_\_\_\_\_

Project ref: \_\_\_\_\_

Date: \_\_\_\_\_

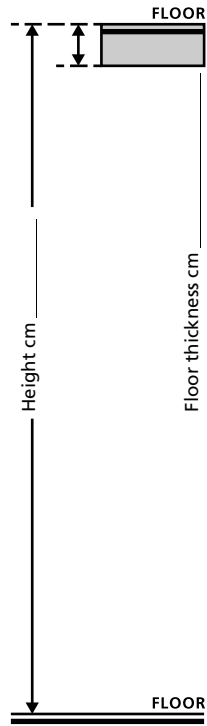
**ARRIVAL FLOOR**

Grid area for Arrival Floor data entry.

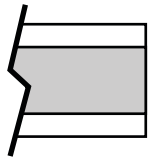
**IMPORTANT**

Specify the conditions in which the measurements were taken

- Unfinished
- Finished
- Custom (no measurement)



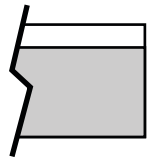
**TOP SLAB COMPOSITION**



Flooring: \_\_\_\_\_ mm  
Support: \_\_\_\_\_ mm  
Ceiling: \_\_\_\_\_ mm

- Wooden Joists
- I Beam
- Concrete

**FLOOR COMPOSITION**



Covering material: \_\_\_\_\_  
Covering thickness: \_\_\_\_\_ mm  
Floor material: \_\_\_\_\_  
Floor thickness: \_\_\_\_\_ mm

**DEPARTURE FLOOR**

Grid area for Departure Floor data entry.